

Hot air tool type RION

OPERATING MANUAL



SAFETY

Danger to life when opening the device as live components and connections are exposed. Unplug the device before opening it.



Danger of fire and explosion if the device is used incorrectly. Demonstrate the necessary caution when using the welding machine near combustible materials. Never use the device in inflammable areas.

**Danger of burns**

Do not touch the hot air device when it is still hot. Let the device cool down.

**Connect the device to a socket with protective earth conductor.**

Any interruption of the protective earth conductor within or outside the device is dangerous! Only use extension cables with protective earth conductor and a minimum diameter of 2.5 mm².



The **voltage rating** stated on the nameplate must correspond to the mains voltage.

Consult your local electricity supplier if necessary.



For personal protection, the device must be connected to a residual current circuit breaker before using it on construction sites.



Do not leave the device unobserved. Hot air radiation of the hot air device may ignite combustible materials. Heat may reach inflammable materials that are not visible or obvious.



Protect the device from damp and wet!

WARRANTY AND LIABILITY

Warranty and liability apply from the date of purchase (documented by the invoice/delivery note) according to the currently valid general terms of business from BAK. BAK refuses to honour any warranty for devices which are not in their original condition. BAK devices may never be reconfigured and/or modified.

BAK reserves the right to deny any responsibility if this is ignored. No liability can be assumed by BAK for incorrect installation and/or use as well as natural wear and tear of components (e.g. heating elements).

Note:

This operating manual must be available to the installation and operating personnel at all times. Read these operating instructions carefully before installing and using the device.

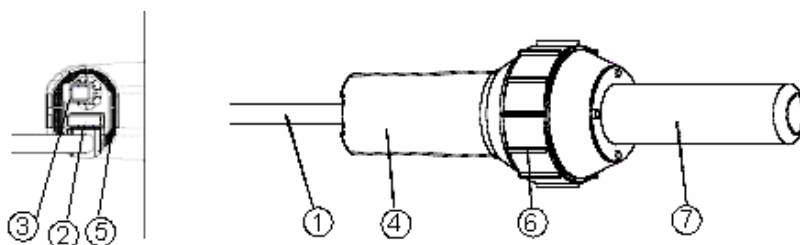
Copyright:

This document must not be disclosed to third parties without the explicit written approval of BAK. Any forms of reproduction or copying and electronic storage are prohibited.

INTENDED USE

- **Welding** thermoplastic material as well as modified bitumen. Sheets, pipes, profiles, membrane, tarps, foils and floor covers. Following seams are possible: Overlap-, rod-, but- and melt.
- **Heating-up** for forming, bending and sealing of thermoplastic semi-finished material.
- **Drying** of water-damp surfaces and joints.
- **Shrinking** of heat-sink sleeves, films, tapes, solder sleeves and moulded parts.
- **Soldering and desoldering.**
- **Defrosting** of frozen water pipes.
- **Activating / dissolving** of solvent free adhesives and fusion adhesives.
- **Igniting** of wood shavings, paper, coal or straw in furnaces.

DEVICE DESCRIPTION



1	Power supply cord	5	Air filter
2	Main switch	6	Rubber stand
3	Potentiometer for temperature adjustment	7	Heater tube
4	Handle		

OPERATING CONDITION




Maintain the maximal allowed impedance $Z_{max.} = 0.264 + j0.165$ and if necessary consult the power supply company.

- As required, push fit the correct nozzle or reflector.
- Connect the tool to the mains.
- Adjust the hot air temperature by use of potentiometer (3).
- Switch on (2) and let heat up for about 5 min.

CHANGE OF NOZZLES

- Allow the tool to cool down before changing nozzles or use only combination pliers.
- Do not touch the hot nozzle and make sure to put it only on a heat resistant surface, because of fire hazard.
- The nozzles are easily pushed on to the tapered element housing (7) and are secured by fastening the screw on the clamp.

TECHNICAL DATA

Technical Data		Rion	
Voltage	V	230	120
Frequency	Hz	50 / 60	
Power consumption	W	1600	
Temperature	°C	20 – 700 stepless controlled	
Max. air flow	l/min	approx. 250	
Dimensions	mm (L x W x H)	100 x 340, handle 56	
Weight with 5 m cable	kg	1.3 with 3m cord	
Protection class		IP20	
Conformity symbol			
Protection type I			
Electrical safety	 double insulated		

MAINTENANCE

- Airfilter (5) should be cleaned with a brush.
- Check power supply cord (1) and plug for any possible electrical or mechanical damage.

ASSISTANCE AND SUPPORT

The BAK group and its authorised service centres offer free support and assistance in your application.

Our specialists will be pleased to help you.

Customer service and orders:

BAK Thermoplastic Welding Technology AG

Industriestrasse 6

CH-6064 Kerns/Switzerland

Telefon: (0041) 041 661 22 50

Telefax: (0041) 041 661 22 51

E-Mail: info@bak-ag.com

ACCESSORIES

Optimum results will be achieved when BAK accessories and spare parts are used. Please refer to our brochures for additional information.

SERVICE AND REPAIR

The hot air tool should be checked by an authorised service centre approx. every 1000 operating hours.

Repairs have to be carried out exclusively by BAK authorised service centres.

SHIPPING

For repairs, please return the device appropriately packed for transport to your next BAK service centre.

Shipping to CUSTOMER ACCOUNT.

Technical modifications reserved. In case of doubt, consultation with BAK is required. Images and drawings may deviate from the original. Changes reserved.

TRANSPORT – HANDLING – STORAGE

Transport:

The hot air tool is packed appropriately and must be protected from moisture.

Handling:

The shipment must be checked if complete and for transport damage. In the event of transport damage, the defect must be confirmed in writing at the time of the delivery by the carrier. The seller must be promptly informed in writing!

Storage:

In the case of temporary storage, the welding machine should be kept packed and must be protected from moisture. In the case of damage resulting from improper storage, no warranty claim will be honoured.

DISPOSAL



Power tools, accessories and packaging should be sorted for environmental friendly recycling.

Do not dispose power tools together with household waste!

Only EU countries: According to the European Directive 2002/96/EC on waste electrical and electronic equipment and its incorporation into national law, power tools that are no longer operational must be separately collected and sent to be environmental friendly recycled.